

## 5100 Series Taskmaster Fan Forced Electric Unit Heater

---

### Cabinet

Cabinet fabricated of die formed 18 gauge steel and finished with durable powder coated paint. Stamped louver periphery inlet grill maintains even airflow over heating elements. Adjustable louvers and outward drawn venturi provide accurate control of discharge airflow. A large hinged access door extends the width of the heater and is locked in position by quarter turn fasteners.

### Elements

Elements are all steel tubes with highest quality nickel-chromium resistance wire embedded in compacted efficient dielectric to ensure proper heat transfer. Steel helical fins are machine crimped and brazed to tube for effective transfer of heat.

### Motor

Motors shall be totally enclosed, all angle industrial rated. Motor is single phase with voltage rating same as heater voltage rating. Single speed permanently lubricated thermal protected unit bearing motor on 3-20 KW units. Two speed thermally protected motors with sleeve bearings on 25-50 KW units. Sleeve bearing motor lubricated for 5 years continuous or 10-year intermittent use.

### Wiring.

Heaters shall be designed for a single circuit with elements, motor and control circuits wired in accordance with latest National Electric Code and UL, Inc. Standard 2021. All three-phase heaters have balanced phases.

### Limit Controls

All heaters have built in fan purge to dissipate residual heat from elements on heater shutdown. Automatic reset thermal cutout will shut down elements and motor if safe operating temperatures are exceeded.

### Controls

Contactors and control circuit transformers where required are factory installed and wired. Single stage control on 3-20 KW Units. 25 KW and larger can be controlled as 2 stage operation with 2 stage thermostat.

### Control Options (Field Installed)

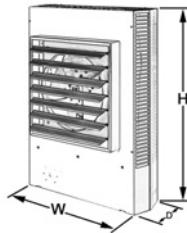
Disconnect switch – disconnects all ungrounded connects.  
Thermostat – Wall mounted or unit mounted  
Summer Fan Switch – Fan only operation  
Stratification Thermostat – Recycled warm air in high bay area.

### Mounting

The 5100 Series can be mounted in applications for horizontal air discharge or high bay areas in vertical air discharge position.

## SUBMITTAL DATA, 5100 SERIES

AGENT	PROJECT	ENGINEER	DATE
TAG			
QTY.			
MODEL NUMBER			
VOLTS / PHASE			
KW			
THERMOSTAT			
CONTROL OPTIONS			
MOUNTING BRACKET			
NOTES			



### Vertically Mounted

Down-blow unit heaters are recommended for use in high bay areas or in spaces where extended heat distribution is desired using a minimal number of heaters. A wide selection of accessory diffusers is available to establish air patterns and distribution to meet almost any requirements.

Unit heaters should be used in low bay areas and places along outside walls, spaced and directed to set up generally circular air movement.

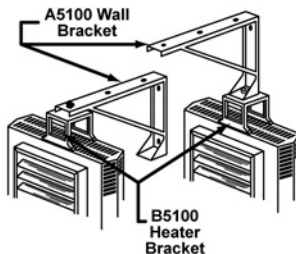


Horizontally Mounted

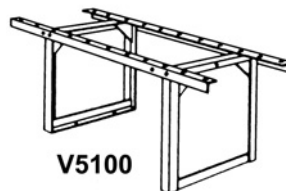
KW RATING	DIMENSIONS (inches)			WEIGHT LBS
	H	W	D	
3.3KW - 5.0KW	17 3/4	14 15/32	6 1/2	25
7.5KW - 10.0KW	24 5/16	21 1/2	6 1/2	55
15.0KW - 20.0KW	28 11/16	21 1/2	6 1/2	65
25.0KW - 50.0KW	34	29 1/4	10 1/16	120

5100  
Taskmaster

### OPTIONAL MOUNTING BRACKETS



HORIZONTAL DISCHARGE



VERTICAL DISCHARGE

### MOUNTING BRACKETS

MODEL	MODEL SIZE	WT.
A5105	3.3 KW TO 5.0 KW	9 lbs.
A5120	7.5 KW TO 20.0 KW	13 lbs.
A5150	25.0 KW TO 50.0 KW	16 lbs.
B5105	3.3 KW TO 20.0 KW	3 lbs.
B5150	25.0 KW TO 50.0 KW	8 lbs.
V5105	3.3 KW TO 5.0 KW	9 lbs.
V5120	7.5 KW TO 20.0 KW	13 lbs.
V5150	25.0 KW TO 50.0 KW	16 lbs.